

Updating the Biomark/EP1 Software

To update the Biomark™ HD, Biomark, or EP1™ data collection and analysis software:

- 1 If updating from v4.0.1 or earlier, update the NI drivers (Biomark HD and Biomark only).
- 2 Update the software by:
 - a Removing the previous versions of the software.
 - b Installing the latest versions of the software.

NOTE Updating the software is a two-step process. The first step removes previous versions of the applications. The second step installs the latest applications. **This process does not affect any of your instrument configurations or calibrations.**

For a full list of changes to the software, see the Biomark/EP1 Software Release Notes (PN 101-6531).


Download the Software Installer

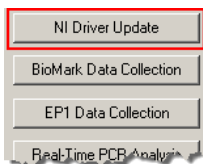
To download the latest version of the software for Biomark HD, Biomark, and EP1, go to fluidigm.com/software.

Update the NI Drivers (Biomark HD and Biomark only)

NOTE

- Update the NI drivers only if you are updating from version 4.0.1 or earlier.
- You must reboot your system at the end of this procedure. Close all open applications before updating the drivers.

- 1 Open the folder containing the installer files and then double-click the Setup.exe icon ()
- 2 In the Fluidigm® Software Installation window, click **NI Driver Update**.



The installer removes the previously installed drivers and then installs the latest version.

- 3 When prompted, click **Restart Now to reboot your computer**.
- 4 After the computer reboots, use the Found New Hardware Wizard to complete the installation:
 - a Select **Yes, this time only**, and then click **Next**.
 - b Select **Install the software automatically (Recommended)**, click **Next**, and then **Finish**.

Update the Software, Step 1: Remove the Previous Versions of the Applications


IMPORTANT If you are updating software on a non-instrument computer, do not remove the Data Collection software.

- 1 Open the folder containing the installer files, and then double-click the Setup.exe icon (📄).
- 2 In the Fluidigm Software Installation window, click the application to remove (see Table 1).
- 3 Follow the InstallShield® Wizard prompts, click **Next**, **Remove**, and then **Finish**.
- 4 After the InstallShield Wizard closes, click the next application until all the appropriate applications are removed.

Table 1. Applications to remove, then install


Biomark applications:

- 1 Biomark Data Collection (*instrument computer only)
- 2 Real-Time PCR Analysis
- 3 SNP Genotyping Analysis
- 4 Digital PCR Analysis
- 5 Melting Curve Analysis



EP1 applications:

- 1 EP1 Data Collection (*instrument computer only)
- 2 SNP Genotyping Analysis
- 3 Digital PCR Analysis



Upgrade the Software, Step 2: Install the Latest Applications

Install the same applications you removed in the previous section.

IMPORTANT If you are upgrading on a non-instrument computer, do not install the Data Collection software.

- 1 In the Fluidigm Software Installation window, click the application to install (see Table 1).
- 2 Read and accept the End User Software License Agreement terms.
- 3 Follow the InstallShield Wizard prompts, clicking **Next**, **Install**, and then **Finish**.

After the InstallShield Wizard closes, click the next application until all the appropriate applications are installed.

For technical support visit fluidigm.com/support.

North America +1 650 266 6100 | Toll-free (US/CAN): 866 358 4354 | techsupport@fluidigm.com Latin America +1 650 266 6100 | techsupportlatam@fluidigm.com
Europe/Middle East/Africa/Russia +44 1223 859941 | techsupporteurope@fluidigm.com China (excluding Hong Kong) +86 21 3255 8368 | techsupportchina@fluidigm.com
Japan +81 3 3662 2150 | techsupportjapan@fluidigm.com All other Asian countries/India/Australia +1 650 266 6100 | techsupportasia@fluidigm.com

For Research Use Only. Not for use in diagnostic procedures.

Information in this publication is subject to change without notice. **Patent and license information:** fluidigm.com/legalnotices. Fluidigm, the Fluidigm logo, Biomark, and EP1 are trademarks or registered trademarks of Fluidigm Corporation in the United States and/or other countries. All other trademarks are the sole property of their respective owners. © 2017 Fluidigm Corporation. All rights reserved. 06/2017